



**MATRICULACIONES POR TIPO DE VEHÍCULO
JULIO 2012**

| | JULIO | JULIO | DIFERENCIA | ACUMULADO | ACUMULADO | DIFERENCIA |
|----------------------------|--------|--------|------------|-----------|-----------|------------|
| | 2012 | 2011 | 2012-2011 | 2012 | 2011 | 2012-2011 |
| TERRITORIO NACIONAL | | | | | | |
| TURISMOS | 55.876 | 69.728 | -19,87% | 410.217 | 460.815 | -10,98% |
| TODO TERRENOS | 9.621 | 9.576 | 0,47% | 61.946 | 61.400 | 0,89% |
| COMERCIALES | 6.733 | 8.723 | -22,81% | 48.532 | 65.336 | -25,72% |
| INDUSTRIALES | 1.026 | 1.217 | -15,69% | 7.339 | 9.374 | -21,71% |
| AUTOBUSES | 54 | 143 | -62,24% | 589 | 1.662 | -64,56% |
| MOTOCICLETAS | 12.379 | 14.513 | -14,70% | 62.652 | 77.841 | -19,51% |
| CICLOMOTORES | 2.600 | 2.987 | -12,96% | 11.477 | 14.005 | -18,05% |
| AGRÍCOLAS | 774 | 863 | -10,31% | 5.450 | 6.457 | -15,60% |

| | JULIO | JULIO | DIFERENCIA | ACUMULADO | ACUMULADO | DIFERENCIA |
|--|-------|-------|------------|-----------|-----------|------------|
| | 2012 | 2011 | 2012-2011 | 2012 | 2011 | 2012-2011 |
| COMUNIDAD AUTÓNOMA DE ANDALUCÍA | | | | | | |
| TURISMOS | 5.854 | 8.015 | -26,96% | 38.108 | 46.770 | -18,52% |
| TODO TERRENOS | 1.203 | 1.264 | -4,83% | 7.803 | 8.457 | -7,73% |
| COMERCIALES | 562 | 810 | -30,62% | 4.078 | 5.431 | -24,91% |
| INDUSTRIALES | 208 | 168 | 23,81% | 1.142 | 1.425 | -19,86% |
| AUTOBUSES | 2 | 8 | -75,00% | 51 | 122 | -58,20% |
| MOTOCICLETAS | 2.239 | 2.821 | -20,63% | 11.647 | 14.818 | -21,40% |
| CICLOMOTORES | 616 | 814 | -24,32% | 3.027 | 4.010 | -24,51% |
| AGRÍCOLAS | 134 | 155 | -13,55% | 1.124 | 1.214 | -7,41% |

| | JULIO | JULIO | DIFERENCIA | ACUMULADO | ACUMULADO | DIFERENCIA |
|--------------------------|-------|-------|------------|-----------|-----------|------------|
| | 2012 | 2011 | 2012-2011 | 2012 | 2011 | 2012-2011 |
| PROVINCIA DE JAÉN | | | | | | |
| TURISMOS | 296 | 375 | -21,07% | 1.942 | 2.456 | -20,93% |
| TODO TERRENOS | 65 | 62 | 4,84% | 480 | 524 | -8,40% |
| COMERCIALES | 38 | 53 | -28,30% | 299 | 414 | -27,78% |
| INDUSTRIALES | 6 | 6 | 0,00% | 87 | 120 | -27,50% |
| AUTOBUSES | 1 | 1 | 0,00% | 6 | 12 | -50,00% |
| MOTOCICLETAS | 99 | 109 | -9,17% | 655 | 677 | -3,25% |
| CICLOMOTORES | 27 | 58 | -53,45% | 151 | 215 | -29,77% |
| AGRÍCOLAS | 19 | 19 | 0,00% | 192 | 166 | 15,66% |

**MATRICULACIONES POR TIPO DE VEHÍCULO
JULIO 2012**

| | JULIO 2012 | JULIO 2011 | DIFERENCIA 2012-2011 | ACUMULADO 2012 | ACUMULADO 2011 | DIFERENCIA 2012-2011 |
|-----------------------------|---------------|---------------|-------------------------|-------------------|-------------------|-------------------------|
| PROVINCIA DE ALMERÍA | | | | | | |
| TURISMOS | 493 | 556 | -11,33% | 3.060 | 3.489 | -12,30% |
| TODO TERRENOS | 115 | 107 | 7,48% | 682 | 655 | 4,12% |
| COMERCIALES | 71 | 105 | -32,38% | 432 | 583 | -25,90% |
| INDUSTRIALES | 30 | 29 | 3,45% | 142 | 224 | -36,61% |
| AUTOBUSES | 0 | 0 | | 3 | 16 | -81,25% |
| MOTOCICLETAS | 101 | 135 | -25,19% | 542 | 742 | -26,95% |
| CICLOMOTORES | 26 | 60 | -56,67% | 196 | 267 | -26,59% |
| AGRÍCOLAS | 23 | 12 | 91,67% | 143 | 99 | 44,44% |

| | JULIO 2012 | JULIO 2011 | DIFERENCIA 2012-2011 | ACUMULADO 2012 | ACUMULADO 2011 | DIFERENCIA 2012-2011 |
|---------------------------|---------------|---------------|-------------------------|-------------------|-------------------|-------------------------|
| PROVINCIA DE CÁDIZ | | | | | | |
| TURISMOS | 888 | 1.165 | -23,78% | 5.745 | 7.277 | -21,05% |
| TODO TERRENOS | 178 | 163 | 9,20% | 1.185 | 1.245 | -4,82% |
| COMERCIALES | 55 | 100 | -45,00% | 457 | 699 | -34,62% |
| INDUSTRIALES | 7 | 12 | -41,67% | 78 | 84 | -7,14% |
| AUTOBUSES | 0 | 0 | | 4 | 6 | -33,33% |
| MOTOCICLETAS | 479 | 545 | -12,11% | 2.086 | 2.858 | -27,01% |
| CICLOMOTORES | 175 | 232 | -24,57% | 802 | 1.071 | -25,12% |
| AGRÍCOLAS | 5 | 9 | -44,44% | 62 | 75 | -17,33% |

| | JULIO 2012 | JULIO 2011 | DIFERENCIA 2012-2011 | ACUMULADO 2012 | ACUMULADO 2011 | DIFERENCIA 2012-2011 |
|-----------------------------|---------------|---------------|-------------------------|-------------------|-------------------|-------------------------|
| PROVINCIA DE CÓRDOBA | | | | | | |
| TURISMOS | 454 | 685 | -33,72% | 2.777 | 3.896 | -28,72% |
| TODO TERRENOS | 89 | 109 | -18,35% | 568 | 714 | -20,45% |
| COMERCIALES | 58 | 76 | -23,68% | 388 | 477 | -18,66% |
| INDUSTRIALES | 11 | 22 | -50,00% | 97 | 132 | -26,52% |
| AUTOBUSES | 0 | 1 | -100,00% | 3 | 9 | -66,67% |
| MOTOCICLETAS | 135 | 176 | -23,30% | 872 | 1.125 | -22,49% |
| CICLOMOTORES | 64 | 64 | 0,00% | 276 | 318 | -13,21% |
| AGRÍCOLAS | 19 | 23 | -17,39% | 151 | 190 | -20,53% |

**MATRICULACIONES POR TIPO DE VEHÍCULO
JULIO 2012**

| | JULIO 2012 | JULIO 2011 | DIFERENCIA 2012-2011 | ACUMULADO 2012 | ACUMULADO 2011 | DIFERENCIA 2012-2011 |
|-----------------------------|---------------|---------------|-------------------------|-------------------|-------------------|-------------------------|
| PROVINCIA DE GRANADA | | | | | | |
| TURISMOS | 625 | 777 | -19,56% | 3.856 | 4.466 | -13,66% |
| TODO TERRENOS | 137 | 140 | -2,14% | 796 | 837 | -4,90% |
| COMERCIALES | 74 | 102 | -27,45% | 483 | 619 | -21,97% |
| INDUSTRIALES | 20 | 18 | 11,11% | 117 | 165 | -29,09% |
| AUTOBUSES | 1 | 4 | -75,00% | 11 | 19 | -42,11% |
| MOTOCICLETAS | 337 | 385 | -12,47% | 1.683 | 2.048 | -17,82% |
| CICLOMOTORES | 65 | 86 | -24,42% | 316 | 426 | -25,82% |
| AGRÍCOLAS | 19 | 30 | -36,67% | 173 | 156 | 10,90% |

| | JULIO 2012 | JULIO 2011 | DIFERENCIA 2012-2011 | ACUMULADO 2012 | ACUMULADO 2011 | DIFERENCIA 2012-2011 |
|----------------------------|---------------|---------------|-------------------------|-------------------|-------------------|-------------------------|
| PROVINCIA DE HUELVA | | | | | | |
| TURISMOS | 323 | 442 | -26,92% | 2.238 | 2.479 | -9,72% |
| TODO TERRENOS | 75 | 75 | 0,00% | 427 | 485 | -11,96% |
| COMERCIALES | 27 | 36 | -25,00% | 219 | 303 | -27,72% |
| INDUSTRIALES | 10 | 4 | 150,00% | 56 | 60 | -6,67% |
| AUTOBUSES | 0 | 0 | | 3 | 4 | -25,00% |
| MOTOCICLETAS | 83 | 102 | -18,63% | 359 | 520 | -30,96% |
| CICLOMOTORES | 17 | 30 | -43,33% | 86 | 152 | -43,42% |
| AGRÍCOLAS | 24 | 26 | -7,69% | 129 | 150 | -14,00% |

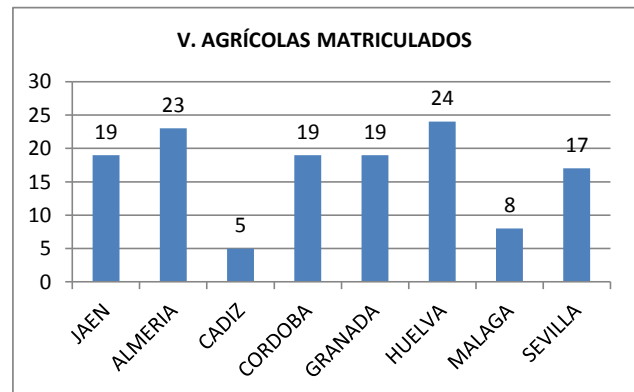
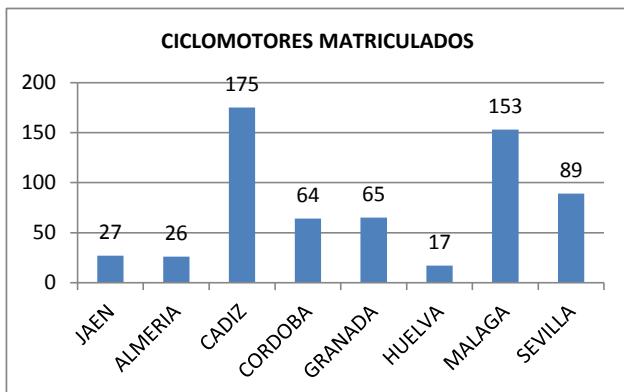
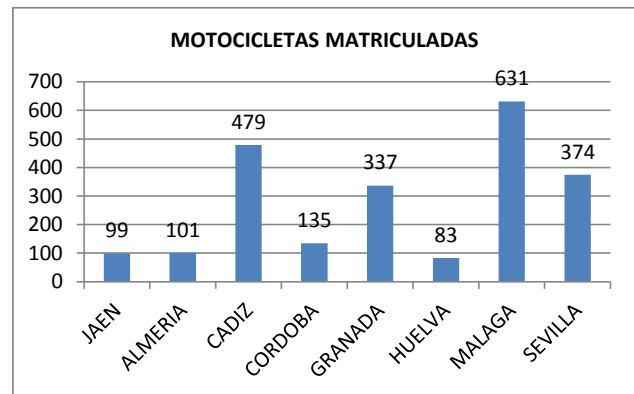
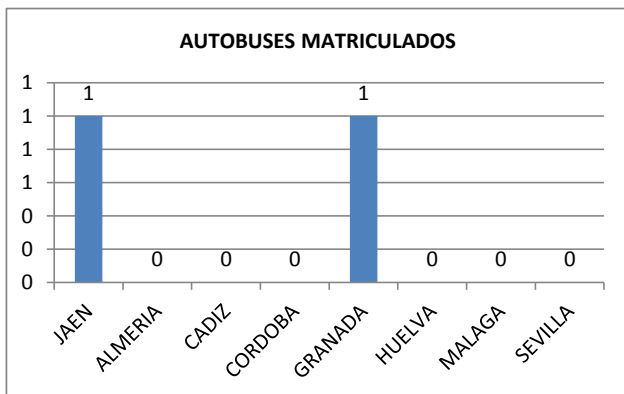
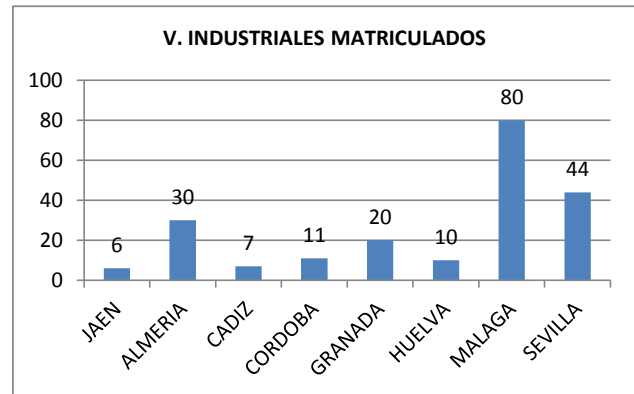
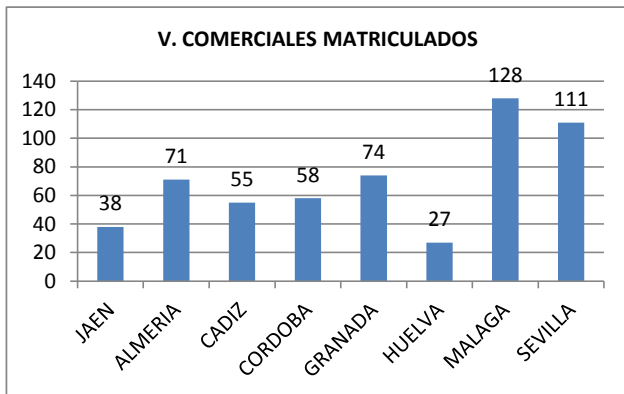
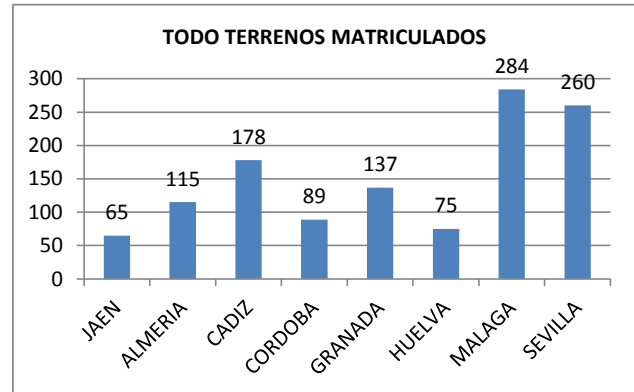
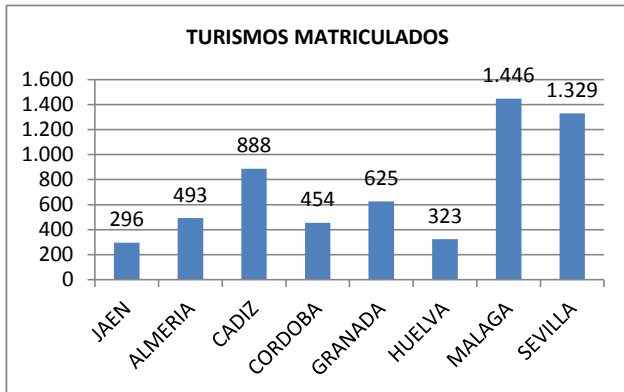
| | JULIO 2012 | JULIO 2011 | DIFERENCIA 2012-2011 | ACUMULADO 2012 | ACUMULADO 2011 | DIFERENCIA 2012-2011 |
|----------------------------|---------------|---------------|-------------------------|-------------------|-------------------|-------------------------|
| PROVINCIA DE MÁLAGA | | | | | | |
| TURISMOS | 1.446 | 1.973 | -26,71% | 9.538 | 11.560 | -17,49% |
| TODO TERRENOS | 284 | 262 | 8,40% | 1.887 | 1.876 | 0,59% |
| COMERCIALES | 128 | 169 | -24,26% | 987 | 1.247 | -20,85% |
| INDUSTRIALES | 80 | 26 | 207,69% | 333 | 281 | 18,51% |
| AUTOBUSES | 0 | 2 | -100,00% | 13 | 33 | -60,61% |
| MOTOCICLETAS | 631 | 842 | -25,06% | 3.191 | 3.716 | -14,13% |
| CICLOMOTORES | 153 | 161 | -4,97% | 658 | 829 | -20,63% |
| AGRÍCOLAS | 8 | 8 | 0,00% | 78 | 97 | -19,59% |



**MATRICULACIONES POR TIPO DE VEHICULO
JULIO 2012**

| | JULIO 2012 | JULIO 2011 | DIFERENCIA 2012-2011 | ACUMULADO 2012 | ACUMULADO 2011 | DIFERENCIA 2012-2011 |
|-----------------------------|---------------|---------------|-------------------------|-------------------|-------------------|-------------------------|
| PROVINCIA DE SEVILLA | | | | | | |
| TURISMOS | 1.329 | 2.042 | -34,92% | 8.952 | 11.147 | -19,69% |
| TODO TERRENOS | 260 | 346 | -24,86% | 1.778 | 2.121 | -16,17% |
| COMERCIALES | 111 | 169 | -34,32% | 813 | 1.089 | -25,34% |
| INDUSTRIALES | 44 | 51 | -13,73% | 232 | 359 | -35,38% |
| AUTOBUSES | 0 | 0 | | 8 | 23 | -65,22% |
| MOTOCICLETAS | 374 | 527 | -29,03% | 2.259 | 3.132 | -27,87% |
| CICLOMOTORES | 89 | 123 | -27,64% | 542 | 732 | -25,96% |
| AGRÍCOLAS | 17 | 28 | -39,29% | 196 | 281 | -30,25% |

**MATRICULACIONES POR TIPO DE VEHÍCULO
JULIO 2012**



MATRICULACIONES POR SEGMENTO Y MARCA
TERRITORIO NACIONAL
ACUMULADAS DE ENERO A JULIO 2012



| TURISMOS | | | TODO TERRENOS | | | COMERCIALES | | | MOTOCICLETAS | | | CICLOMOTORES | | | TRACTORES | | |
|------------|-------|-------------|---------------|-------|-------------|--------------|-------|-------------|-----------------|-------|-------------|----------------|-------|-------------|-----------------|-------|-------------|
| MARCA | CUOTA | UNDS. VEND. | MARCA | CUOTA | UNDS. VEND. | MARCA | CUOTA | UNDS. VEND. | MARCA | CUOTA | UNDS. VEND. | MARCA | CUOTA | UNDS. VEND. | MARCA | CUOTA | UNDS. VEND. |
| Volkswagen | 9,40 | 38568 | Hyundai | 9,97 | 6179 | Citroën | 18,78 | 9115 | Honda | 17,98 | 11269 | Piaggio | 30,87 | 3543 | John Deere | 27,50 | 1499 |
| Peugeot | 9,22 | 37860 | Audi | 9,96 | 6172 | Renault | 15,76 | 7651 | Kymco | 12,10 | 7581 | Yamaha | 13,66 | 1568 | New Holland | 16,91 | 922 |
| Seat | 9,17 | 37641 | BMW | 8,68 | 5379 | Peugeot | 15,06 | 7310 | Yamaha | 11,35 | 7113 | Peugeot | 11,63 | 1335 | Kubota | 6,89 | 376 |
| Citroën | 8,95 | 36751 | Kia | 8,36 | 5182 | Ford | 11,14 | 5410 | Piaggio | 9,48 | 5944 | Derbi | 7,31 | 839 | Case | 6,40 | 349 |
| Renault | 8,23 | 33773 | Volkswagen | 8,27 | 5123 | Volkswagen | 9,66 | 4692 | Suzuki | 8,98 | 5630 | Kymco | 6,55 | 752 | Massey Ferguson | 5,85 | 319 |
| Opel | 8,17 | 33516 | Land Rover | 6,89 | 4269 | Fiat | 8,27 | 4017 | BMW | 4,68 | 2933 | Sym | 3,85 | 442 | Fendt | 5,41 | 295 |
| Ford | 7,90 | 32425 | Dacia | 5,88 | 3647 | Nissan | 6,30 | 3059 | Sym | 4,44 | 2785 | Honda | 3,44 | 395 | Deutz Fahr | 4,42 | 241 |
| Nissan | 5,48 | 22502 | Ford | 4,82 | 2991 | Mercedes | 5,07 | 2463 | Kawasaki | 3,30 | 2073 | Aprilia | 3,36 | 386 | Landini | 4,20 | 229 |
| Toyota | 5,13 | 21062 | Mitsubishi | 3,97 | 2461 | Opel | 3,46 | 1683 | Daelim | 3,05 | 1911 | Keeway | 3,11 | 357 | Same | 3,96 | 216 |
| Audi | 4,60 | 18897 | Toyota | 3,92 | 2431 | Iveco | 2,85 | 1386 | KTM | 2,78 | 1743 | Rieju | 2,23 | 256 | Lamborghini | 2,67 | 146 |
| Mercedes | 3,04 | 12496 | MINI | 2,90 | 1801 | Toyota | 2,13 | 1035 | Peugeot | 2,70 | 1693 | Beta | 1,52 | 175 | Claas | 2,31 | 126 |
| Hyundai | 2,91 | 11976 | Suzuki | 2,60 | 1614 | Mitsubishi | 0,31 | 152 | Aprilia | 2,12 | 1333 | Daelim | 1,33 | 153 | Antonio Carraro | 1,90 | 104 |
| Fiat | 2,76 | 11327 | Renault | 2,53 | 1573 | RVI | 0,28 | 137 | Harley Davidson | 1,81 | 1140 | Motogac | 0,91 | 105 | Pasquali | 1,88 | 103 |
| BMW | 2,63 | 10796 | Mercedes | 2,50 | 1551 | Dacia | 0,20 | 98 | Triumph | 1,75 | 1100 | TGB | 0,84 | 97 | Valtra | 1,70 | 93 |
| Chevrolet | 2,21 | 9091 | Volvo | 2,19 | 1357 | Seat | 0,18 | 92 | Keeway | 1,48 | 931 | Gilera | 0,59 | 68 | Kioti | 1,46 | 80 |
| Skoda | 2,17 | 8929 | Chevrolet | 2,19 | 1357 | Isuzu | 0,16 | 79 | Ducati | 1,33 | 838 | MH Motorcycles | 0,57 | 66 | Ferrari | 1,44 | 79 |
| Kia | 1,58 | 6493 | Skoda | 2,14 | 1327 | Piaggio | 0,13 | 66 | Hyosung | 0,87 | 546 | Generic | 0,54 | 62 | Mac Cormick | 1,15 | 63 |
| Dacia | 1,50 | 6174 | Mazda | 1,88 | 1166 | Tata | 0,04 | 20 | Derbi | 0,75 | 474 | DH Haotian | 0,51 | 59 | Agria | 1,11 | 61 |
| MINI | 0,79 | 3241 | Honda | 1,80 | 1118 | Land Rover | 0,04 | 22 | Gas-Gas | 0,63 | 400 | Lifan | 0,49 | 57 | Iseki | 0,55 | 30 |
| Volvo | 0,66 | 2726 | Jeep | 1,61 | 998 | Otras Marcas | 0,02 | 11 | Rieju | 0,56 | 355 | Jonway | 0,40 | 47 | Yanmar | 0,25 | 14 |
| Alfa Romeo | 0,65 | 2676 | Nissan | 1,56 | 971 | SsangYong | 0,02 | 13 | Husaberg | 0,38 | 239 | Suzuki | 0,37 | 43 | Tong Yang | 0,18 | 10 |
| Honda | 0,59 | 2445 | Opel | 1,16 | 721 | Skoda | 0,02 | 10 | Gilera | 0,35 | 223 | Baotian | 0,35 | 41 | Merlo | 0,18 | 10 |
| Smart | 0,45 | 1875 | Porsche | 1,00 | 625 | Mahindra | 0,01 | 6 | Yadea | 0,34 | 214 | Puch | 0,23 | 27 | Grillo | 0,18 | 10 |
| Mazda | 0,45 | 1874 | SsangYong | 0,97 | 607 | | | | Husqvarna | 0,31 | 198 | Malaguti | 0,23 | 27 | Manitou | 0,14 | 8 |
| Lancia | 0,30 | 1231 | Subaru | 0,75 | 465 | | | | TGB | 0,27 | 172 | Yiyiing | 0,22 | 26 | Zetor | 0,11 | 6 |
| Lexus | 0,26 | 1082 | Citroën | 0,48 | 301 | | | | Leonart | 0,26 | 169 | PGO | 0,22 | 26 | Branson | 0,11 | 6 |
| Suzuki | 0,20 | 859 | Lexus | 0,42 | 261 | | | | Sherco | 0,25 | 157 | Emo | 0,21 | 25 | Mitsubishi | 0,09 | 5 |
| Jaguar | 0,13 | 546 | Infiniti | 0,25 | 155 | | | | Sumco | 0,24 | 153 | Znen | 0,20 | 23 | Kukje Machinery | 0,09 | 5 |
| SsangYong | 0,08 | 367 | Peugeot | 0,12 | 78 | | | | LML | 0,24 | 153 | Otras Marcas | 0,19 | 22 | Yto | 0,07 | 4 |
| Porsche | 0,08 | 330 | Fiat | 0,09 | 60 | | | | Guewer | 0,23 | 149 | HM | 0,19 | 22 | Valmet | 0,05 | 3 |

**MATRICULACIONES POR SEGMENTO Y MARCA
COMUNIDAD AUTÓNOMA DE ANDALUCÍA
ACUMULADAS DE ENERO A JULIO 2012**



| TURISMOS | | | TODO TERRENOS | | | COMERCIALES | | | MOTOCICLETAS | | | CICLOMOTORES | | | TRACTORES | | |
|------------|-------|-------------|---------------|-------|-------------|--------------|-------|-------------|-----------------|-------|-------------|----------------|-------|-------------|-----------------|-------|-------------|
| MARCA | CUOTA | UNDS. VEND. | MARCA | CUOTA | UNDS. VEND. | MARCA | CUOTA | UNDS. VEND. | MARCA | CUOTA | UNDS. VEND. | MARCA | CUOTA | UNDS. VEND. | MARCA | CUOTA | UNDS. VEND. |
| Citroën | 10,05 | 3831 | Kia | 11,36 | 887 | Peugeot | 15,57 | 635 | Honda | 19,30 | 2249 | Piaggio | 29,96 | 907 | John Deere | 33,89 | 381 |
| Seat | 9,82 | 3745 | Dacia | 9,32 | 728 | Renault | 15,35 | 626 | Kymco | 13,71 | 1597 | Yamaha | 17,37 | 526 | New Holland | 12,90 | 145 |
| Peugeot | 8,26 | 3148 | Audi | 9,30 | 726 | Citroën | 12,33 | 503 | Yamaha | 12,90 | 1503 | Peugeot | 10,73 | 325 | Kubota | 10,14 | 114 |
| Volkswagen | 8,21 | 3129 | Hyundai | 8,90 | 695 | Ford | 12,04 | 491 | Piaggio | 10,48 | 1221 | Derbi | 8,02 | 243 | Case | 6,67 | 75 |
| Ford | 7,31 | 2788 | Volkswagen | 7,89 | 616 | Volkswagen | 10,17 | 415 | Suzuki | 6,29 | 733 | Kymco | 6,47 | 196 | Massey Ferguson | 4,00 | 45 |
| Renault | 7,24 | 2762 | Ford | 6,39 | 499 | Fiat | 8,99 | 367 | BMW | 4,47 | 521 | Sym | 3,93 | 119 | Landini | 3,91 | 44 |
| Toyota | 6,76 | 2578 | Land Rover | 6,18 | 483 | Mercedes | 7,79 | 318 | Peugeot | 3,48 | 406 | Aprilia | 3,89 | 118 | Deutz Fahr | 3,91 | 44 |
| Nissan | 6,75 | 2576 | BMW | 6,12 | 478 | Nissan | 7,35 | 300 | Sym | 3,27 | 382 | Keeway | 3,27 | 99 | Valtra | 3,20 | 36 |
| Opel | 6,07 | 2314 | Toyota | 4,89 | 382 | Iveco | 3,55 | 145 | Kawasaki | 2,81 | 328 | Rieju | 2,27 | 69 | Fendt | 3,02 | 34 |
| Audi | 4,34 | 1655 | Mitsubishi | 4,47 | 349 | Opel | 3,43 | 140 | Daelim | 2,78 | 324 | Honda | 2,08 | 63 | Claas | 2,84 | 32 |
| Skoda | 3,46 | 1319 | Suzuki | 3,84 | 300 | Toyota | 2,03 | 83 | KTM | 2,34 | 273 | Daelim | 1,28 | 39 | Agria | 2,58 | 29 |
| Chevrolet | 3,45 | 1315 | Chevrolet | 2,67 | 209 | Mitsubishi | 0,39 | 16 | Aprilia | 2,13 | 249 | Beta | 1,25 | 38 | Lamborghini | 2,13 | 24 |
| Hyundai | 3,04 | 1161 | MINI | 2,58 | 202 | RVI | 0,26 | 11 | Triumph | 1,37 | 160 | Lifan | 0,79 | 24 | Antonio Carraro | 2,13 | 24 |
| Mercedes | 2,75 | 1051 | Renault | 2,31 | 181 | Isuzu | 0,19 | 8 | Harley Davidson | 1,32 | 154 | Motogac | 0,72 | 22 | Same | 2,04 | 23 |
| Dacia | 2,51 | 957 | Mercedes | 1,94 | 152 | Dacia | 0,14 | 6 | Guwer | 1,27 | 149 | MH Motorcycles | 0,62 | 19 | Ferrari | 1,86 | 21 |
| Fiat | 2,33 | 889 | Honda | 1,84 | 144 | Otras Marcas | 0,07 | 3 | Keeway | 1,25 | 146 | Suzuki | 0,59 | 18 | Pasquali | 1,77 | 20 |
| BMW | 1,76 | 672 | Volvo | 1,56 | 122 | Piaggio | 0,07 | 3 | Ducati | 1,12 | 131 | Puch | 0,52 | 16 | Kioti | 1,42 | 16 |
| Kia | 1,69 | 646 | Opel | 1,42 | 111 | Mahindra | 0,07 | 3 | Hyosung | 1,05 | 123 | Generic | 0,42 | 13 | Mac Cormick | 0,62 | 7 |
| MINI | 0,69 | 266 | Jeep | 1,24 | 97 | Seat | 0,04 | 2 | Derbi | 1,00 | 117 | Malaguti | 0,39 | 12 | Yanmar | 0,35 | 4 |
| Mazda | 0,53 | 202 | Porsche | 1,15 | 90 | Land Rover | 0,04 | 2 | Rieju | 0,89 | 104 | Jonway | 0,36 | 11 | Iseki | 0,26 | 3 |
| Honda | 0,53 | 203 | Mazda | 0,98 | 77 | Tata | 0,02 | 1 | MH Motorcycles | 0,54 | 63 | Gilera | 0,33 | 10 | Tong Yang | 0,17 | 2 |
| Alfa Romeo | 0,46 | 178 | Skoda | 0,93 | 73 | | | | Kenrod | 0,51 | 60 | Adly | 0,33 | 10 | Zetor | 0,08 | 1 |
| Volvo | 0,40 | 154 | SsangYong | 0,65 | 51 | | | | Gilera | 0,39 | 46 | Yiyong | 0,29 | 9 | | | |
| Suzuki | 0,33 | 126 | Nissan | 0,57 | 45 | | | | Gas-Gas | 0,33 | 39 | TGB | 0,26 | 8 | | | |
| Lancia | 0,26 | 102 | Subaru | 0,49 | 39 | | | | TGB | 0,30 | 35 | Xingyue | 0,23 | 7 | | | |
| Lexus | 0,19 | 74 | Citroën | 0,30 | 24 | | | | LML | 0,24 | 28 | Tomberlin | 0,23 | 7 | | | |
| Smart | 0,18 | 71 | Lexus | 0,16 | 13 | | | | Lifan | 0,24 | 28 | PGO | 0,23 | 7 | | | |
| Porsche | 0,12 | 46 | Infiniti | 0,15 | 12 | | | | Husqvarna | 0,20 | 24 | Aiyumo | 0,23 | 7 | | | |
| Jaguar | 0,12 | 49 | Peugeot | 0,14 | 11 | | | | Sherco | 0,19 | 23 | Kenrod | 0,19 | 6 | | | |
| Tata | 0,06 | 25 | Fiat | 0,08 | 7 | | | | Husaberg | 0,18 | 21 | Zongshen | 0,13 | 4 | | | |

MATRICULACIONES POR SEGMENTO Y MARCA
PROVINCIA DE JAÉN
ACUMULADAS DE ENERO A JULIO 2012



| TURISMOS | | | TODO TERRENOS | | | COMERCIALES | | | MOTOCICLETAS | | | CICLOMOTORES | | | TRACTORES | | |
|------------|-------|-------------|---------------|-------|-------------|-------------|-------|-------------|----------------|-------|-------------|----------------|-------|-------------|-----------------|-------|-------------|
| MARCA | CUOTA | UNDS. VEND. | MARCA | CUOTA | UNDS. VEND. | MARCA | CUOTA | UNDS. VEND. | MARCA | CUOTA | UNDS. VEND. | MARCA | CUOTA | UNDS. VEND. | MARCA | CUOTA | UNDS. VEND. |
| Volkswagen | 11,58 | 225 | BMW | 15,83 | 76 | Mercedes | 17,72 | 53 | Guewer | 22,74 | 149 | Derbi | 17,88 | 27 | John Deere | 33,85 | 65 |
| Renault | 11,22 | 218 | Hyundai | 14,79 | 71 | Renault | 16,05 | 48 | Kymco | 12,67 | 83 | Yamaha | 17,21 | 26 | New Holland | 15,10 | 29 |
| Seat | 8,80 | 171 | Land Rover | 10,83 | 52 | Volkswagen | 13,37 | 40 | Honda | 10,38 | 68 | Piaggio | 17,21 | 26 | Massey Ferguson | 9,37 | 18 |
| Citroën | 7,87 | 153 | Volkswagen | 9,37 | 45 | Fiat | 10,70 | 32 | Yamaha | 8,70 | 57 | Peugeot | 10,59 | 16 | Valtra | 8,33 | 16 |
| Nissan | 7,15 | 139 | Dacia | 8,95 | 43 | Citroën | 9,36 | 28 | Piaggio | 7,63 | 50 | Puch | 3,31 | 5 | Deutz Fahr | 7,29 | 14 |
| Peugeot | 7,05 | 137 | Audi | 8,12 | 39 | Peugeot | 9,03 | 27 | Suzuki | 6,56 | 43 | Kymco | 3,31 | 5 | Kubota | 5,20 | 10 |
| Opel | 5,97 | 116 | Ford | 5,62 | 27 | Nissan | 7,35 | 22 | BMW | 3,66 | 24 | Keeway | 3,31 | 5 | Claas | 4,16 | 8 |
| Hyundai | 5,71 | 111 | Toyota | 4,58 | 22 | Toyota | 5,35 | 16 | Kawasaki | 3,05 | 20 | Beta | 3,31 | 5 | Lamborghini | 3,64 | 7 |
| Ford | 5,71 | 111 | Suzuki | 3,95 | 19 | Ford | 5,35 | 16 | Sym | 2,13 | 14 | Rieju | 1,98 | 3 | Case | 3,64 | 7 |
| Audi | 4,84 | 94 | Kia | 2,70 | 13 | Iveco | 3,34 | 10 | Daelim | 1,98 | 13 | Peda | 1,98 | 3 | Kioti | 3,12 | 6 |
| Mercedes | 4,78 | 93 | Renault | 2,50 | 12 | Opel | 2,00 | 6 | Rieju | 1,83 | 12 | Motogac | 1,98 | 3 | Same | 2,08 | 4 |
| Toyota | 4,63 | 90 | Jeep | 2,29 | 11 | Mahindra | 0,33 | 1 | KTM | 1,52 | 10 | Adly | 1,98 | 3 | Landini | 2,08 | 4 |
| Skoda | 2,78 | 54 | Mercedes | 1,87 | 9 | | | | Aprilia | 1,52 | 10 | TGB | 1,32 | 2 | Fendt | 1,56 | 3 |
| BMW | 2,31 | 45 | Mitsubishi | 1,25 | 6 | | | | Peugeot | 1,37 | 9 | Pioneer | 1,32 | 2 | Yanmar | 0,52 | 1 |
| Fiat | 2,16 | 42 | Skoda | 1,04 | 5 | | | | Ducati | 1,22 | 8 | Jonway | 1,32 | 2 | | | |
| Dacia | 2,11 | 41 | MINI | 1,04 | 5 | | | | Derbi | 1,06 | 7 | Guzzi | 1,32 | 2 | | | |
| Alfa Romeo | 1,18 | 23 | Honda | 1,04 | 5 | | | | MH Motorcycles | 0,91 | 6 | Daelim | 1,32 | 2 | | | |
| Volvo | 0,72 | 14 | Volvo | 0,83 | 4 | | | | Keeway | 0,91 | 6 | Aprilia | 1,32 | 2 | | | |
| Chevrolet | 0,72 | 14 | SsangYong | 0,83 | 4 | | | | Hyosung | 0,91 | 6 | Otras Marcas | 0,66 | 1 | | | |
| MINI | 0,56 | 11 | Opel | 0,83 | 4 | | | | Goes | 0,91 | 6 | Sym | 0,66 | 1 | | | |
| Lancia | 0,46 | 9 | Porsche | 0,41 | 2 | | | | Lifan | 0,76 | 5 | Suzuki | 0,66 | 1 | | | |
| Honda | 0,46 | 9 | Fiat | 0,41 | 2 | | | | Gas-Gas | 0,76 | 5 | Sanben | 0,66 | 1 | | | |
| Kia | 0,36 | 7 | Chevrolet | 0,41 | 2 | | | | CSR | 0,76 | 5 | PGO | 0,66 | 1 | | | |
| Mazda | 0,25 | 5 | Nissan | 0,20 | 1 | | | | Clipic | 0,76 | 5 | MH Motorcycles | 0,66 | 1 | | | |
| Suzuki | 0,20 | 4 | Mazda | 0,20 | 1 | | | | TGB | 0,61 | 4 | Lifan | 0,66 | 1 | | | |
| Lexus | 0,10 | 2 | | | | | | | Kenrod | 0,61 | 4 | Italjet | 0,66 | 1 | | | |
| Jaguar | 0,10 | 2 | | | | | | | Triumph | 0,30 | 2 | HM | 0,66 | 1 | | | |
| Tata | 0,05 | 1 | | | | | | | Peda | 0,30 | 2 | Gilera | 0,66 | 1 | | | |
| Porsche | 0,05 | 1 | | | | | | | Metalco Motor | 0,30 | 2 | Fuxin | 0,66 | 1 | | | |
| | | | | | | | | | LML | 0,30 | 2 | DH Haotian | 0,66 | 1 | | | |

MATRICULACIONES POR SEGMENTO Y MARCA
PROVINCIA DE ALMERÍA
ACUMULADAS DE ENERO A JULIO 2012



| TURISMOS | | | TODO TERRENOS | | | COMERCIALES | | | MOTOCICLETAS | | | CICLOMOTORES | | | TRACTORES | | |
|------------|-------|-------------|---------------|-------|-------------|-------------|-------|-------------|-----------------|-------|-------------|----------------|-------|-------------|-----------------|-------|-------------|
| MARCA | CUOTA | UNDS. VEND. | MARCA | CUOTA | UNDS. VEND. | MARCA | CUOTA | UNDS. VEND. | MARCA | CUOTA | UNDS. VEND. | MARCA | CUOTA | UNDS. VEND. | MARCA | CUOTA | UNDS. VEND. |
| Seat | 11,92 | 365 | Kia | 11,73 | 80 | Peugeot | 23,84 | 103 | Yamaha | 11,99 | 65 | Piaggio | 20,91 | 41 | Agria | 16,08 | 23 |
| Citroën | 10,94 | 335 | Audi | 10,11 | 69 | Renault | 18,98 | 82 | Suzuki | 10,14 | 55 | Keeway | 12,75 | 25 | Ferrari | 14,68 | 21 |
| Peugeot | 9,54 | 292 | Volkswagen | 8,94 | 61 | Citroën | 13,19 | 57 | Piaggio | 9,77 | 53 | Yamaha | 11,73 | 23 | John Deere | 10,48 | 15 |
| Volkswagen | 8,98 | 275 | Hyundai | 8,94 | 61 | Volkswagen | 11,34 | 49 | Daelim | 7,93 | 43 | Aprilia | 10,71 | 21 | Pasquali | 9,09 | 13 |
| Opel | 7,41 | 227 | Mitsubishi | 7,03 | 48 | Ford | 10,41 | 45 | Kymco | 7,74 | 42 | Derbi | 6,12 | 12 | Landini | 6,99 | 10 |
| Renault | 6,01 | 184 | BMW | 7,03 | 48 | Fiat | 6,71 | 29 | BMW | 7,19 | 39 | Rieju | 5,61 | 11 | Antonio Carraro | 6,99 | 10 |
| Audi | 5,81 | 178 | Ford | 6,89 | 47 | Opel | 4,62 | 20 | Honda | 6,08 | 33 | Sym | 5,10 | 10 | Case | 6,29 | 9 |
| Nissan | 5,03 | 154 | Dacia | 6,59 | 45 | Mercedes | 4,62 | 20 | Kawasaki | 5,71 | 31 | Peugeot | 5,10 | 10 | New Holland | 5,59 | 8 |
| Toyota | 4,57 | 140 | Toyota | 3,95 | 27 | Nissan | 4,16 | 18 | Sym | 4,98 | 27 | Daelim | 4,08 | 8 | Same | 4,89 | 7 |
| Ford | 3,92 | 120 | Chevrolet | 3,81 | 26 | Toyota | 0,69 | 3 | Aprilia | 3,87 | 21 | Motogac | 3,06 | 6 | Fendt | 4,89 | 7 |
| Chevrolet | 3,92 | 120 | Land Rover | 3,51 | 24 | RVI | 0,46 | 2 | Keeway | 2,95 | 16 | Beta | 3,06 | 6 | Massey Ferguson | 4,19 | 6 |
| Mercedes | 3,39 | 104 | MINI | 3,37 | 23 | Iveco | 0,46 | 2 | KTM | 2,39 | 13 | Kymco | 2,04 | 4 | Kubota | 2,09 | 3 |
| Skoda | 3,03 | 93 | Renault | 3,22 | 22 | Mitsubishi | 0,23 | 1 | Rieju | 2,02 | 11 | Suzuki | 1,53 | 3 | Deutz Fahr | 2,09 | 3 |
| Kia | 2,90 | 89 | Mercedes | 2,34 | 16 | Dacia | 0,23 | 1 | Peugeot | 2,02 | 11 | PGO | 1,53 | 3 | Yanmar | 1,39 | 2 |
| Dacia | 2,84 | 87 | Volvo | 1,90 | 13 | | | | Hyosung | 2,02 | 11 | Lifan | 1,02 | 2 | Kiotti | 1,39 | 2 |
| Hyundai | 2,74 | 84 | Suzuki | 1,75 | 12 | | | | Harley Davidson | 1,47 | 8 | TGB | 0,51 | 1 | Claas | 1,39 | 2 |
| BMW | 2,32 | 71 | Porsche | 1,46 | 10 | | | | Derbi | 1,29 | 7 | Tomberlin | 0,51 | 1 | Mac Cormick | 0,69 | 1 |
| Fiat | 0,91 | 28 | Opel | 1,31 | 9 | | | | Minelli | 1,10 | 6 | Puch | 0,51 | 1 | Iseki | 0,69 | 1 |
| MINI | 0,68 | 21 | Mazda | 1,31 | 9 | | | | Kenrod | 1,10 | 6 | MH Motorcycles | 0,51 | 1 | | | |
| Mazda | 0,62 | 19 | Jeep | 1,17 | 8 | | | | Eagle | 0,73 | 4 | Mx Onda | 0,51 | 1 | | | |
| Volvo | 0,45 | 14 | Honda | 1,17 | 8 | | | | Wildlander | 0,55 | 3 | Kenrod | 0,51 | 1 | | | |
| Alfa Romeo | 0,45 | 14 | SsangYong | 0,73 | 5 | | | | Kinroad | 0,55 | 3 | Jonway | 0,51 | 1 | | | |
| Suzuki | 0,42 | 13 | Skoda | 0,73 | 5 | | | | HM | 0,55 | 3 | Jinlun | 0,51 | 1 | | | |
| Honda | 0,32 | 10 | Nissan | 0,29 | 2 | | | | Gas-Gas | 0,55 | 3 | Hyosung | 0,51 | 1 | | | |
| Lancia | 0,26 | 8 | Citroën | 0,29 | 2 | | | | Ducati | 0,55 | 3 | Cpi | 0,51 | 1 | | | |
| Smart | 0,09 | 3 | Subaru | 0,14 | 1 | | | | CSR | 0,55 | 3 | Adly | 0,51 | 1 | | | |
| Jaguar | 0,09 | 3 | Peugeot | 0,14 | 1 | | | | Monkey Bike | 0,36 | 2 | | | | | | |
| Porsche | 0,06 | 2 | | | | | | | Goes | 0,36 | 2 | | | | | | |
| Mitsubishi | 0,06 | 2 | | | | | | | Benelli | 0,36 | 2 | | | | | | |
| Subaru | 0,03 | 1 | | | | | | | TGB | 0,18 | 1 | | | | | | |

MATRICULACIONES POR SEGMENTO Y MARCA
PROVINCIA DE CÁDIZ
ACUMULADAS DE ENERO A JULIO 2012



| TURISMOS | | | TODO TERRENOS | | | COMERCIALES | | | MOTOCICLETAS | | | CICLOMOTORES | | | TRACTORES | | |
|------------|-------|-------------|---------------|-------|-------------|-------------|-------|-------------|-----------------|-------|-------------|----------------|-------|-------------|-----------------|-------|-------------|
| MARCA | CUOTA | UNDS. VEND. | MARCA | CUOTA | UNDS. VEND. | MARCA | CUOTA | UNDS. VEND. | MARCA | CUOTA | UNDS. VEND. | MARCA | CUOTA | UNDS. VEND. | MARCA | CUOTA | UNDS. VEND. |
| Citroën | 10,14 | 583 | Dacia | 13,75 | 163 | Peugeot | 19,91 | 91 | Honda | 19,51 | 407 | Piaggio | 28,17 | 226 | John Deere | 43,54 | 27 |
| Ford | 9,46 | 544 | Kia | 10,21 | 121 | Citroën | 13,78 | 63 | Kymco | 17,73 | 370 | Yamaha | 17,33 | 139 | New Holland | 19,35 | 12 |
| Seat | 8,68 | 499 | Hyundai | 9,02 | 107 | Renault | 13,12 | 60 | Yamaha | 16,10 | 336 | Peugeot | 10,47 | 84 | Valtra | 8,06 | 5 |
| Volkswagen | 8,49 | 488 | Audi | 8,43 | 100 | Mercedes | 10,28 | 47 | Piaggio | 6,42 | 134 | Kymco | 10,22 | 82 | Case | 8,06 | 5 |
| Toyota | 7,64 | 439 | Volkswagen | 8,18 | 97 | Volkswagen | 9,62 | 44 | Suzuki | 6,18 | 129 | Sym | 8,10 | 65 | Same | 3,22 | 2 |
| Peugeot | 7,48 | 430 | Ford | 6,66 | 79 | Nissan | 9,62 | 44 | Sym | 4,93 | 103 | Derbi | 7,23 | 58 | Pasquali | 3,22 | 2 |
| Nissan | 6,97 | 401 | Land Rover | 5,65 | 67 | Ford | 9,19 | 42 | BMW | 3,93 | 82 | Aprilia | 4,61 | 37 | Massey Ferguson | 3,22 | 2 |
| Opel | 6,05 | 348 | Toyota | 5,48 | 65 | Fiat | 7,65 | 35 | Aprilia | 3,25 | 68 | Honda | 3,24 | 26 | Claas | 3,22 | 2 |
| Renault | 6,02 | 346 | Mitsubishi | 5,40 | 64 | Iveco | 2,18 | 10 | Daelim | 2,92 | 61 | Keeway | 2,49 | 20 | Antonio Carraro | 3,22 | 2 |
| Audi | 4,49 | 258 | Suzuki | 4,30 | 51 | Opel | 1,75 | 8 | Peugeot | 2,58 | 54 | Daelim | 1,62 | 13 | Yanmar | 1,61 | 1 |
| Skoda | 4,09 | 235 | BMW | 3,62 | 43 | Toyota | 1,31 | 6 | Kawasaki | 1,96 | 41 | Rieju | 0,87 | 7 | Lamborghini | 1,61 | 1 |
| Chevrolet | 3,48 | 200 | Chevrolet | 2,53 | 30 | Mitsubishi | 1,09 | 5 | Triumph | 1,53 | 32 | Yiyang | 0,62 | 5 | Kubota | 1,61 | 1 |
| Hyundai | 2,80 | 161 | Honda | 2,36 | 28 | Isuzu | 0,43 | 2 | KTM | 1,43 | 30 | Tomberlin | 0,49 | 4 | | | |
| Dacia | 2,76 | 159 | Renault | 2,27 | 27 | | | | Keeway | 1,29 | 27 | Jonway | 0,49 | 4 | | | |
| Mercedes | 2,50 | 144 | Volvo | 1,85 | 22 | | | | Hyosung | 1,29 | 27 | Generic | 0,49 | 4 | | | |
| BMW | 1,84 | 106 | Jeep | 1,68 | 20 | | | | Ducati | 1,29 | 27 | Xinyang | 0,37 | 3 | | | |
| Kia | 1,72 | 99 | Mercedes | 1,51 | 18 | | | | Harley Davidson | 1,10 | 23 | Sherco | 0,24 | 2 | | | |
| Fiat | 1,70 | 98 | Subaru | 1,26 | 15 | | | | Derbi | 0,76 | 16 | Puch | 0,24 | 2 | | | |
| MINI | 0,60 | 35 | Opel | 1,18 | 14 | | | | Kenrod | 0,57 | 12 | Motogac | 0,24 | 2 | | | |
| Honda | 0,53 | 31 | MINI | 1,18 | 14 | | | | LML | 0,47 | 10 | Lifan | 0,24 | 2 | | | |
| Mazda | 0,48 | 28 | Skoda | 0,84 | 10 | | | | Sumco | 0,38 | 8 | Clipic | 0,24 | 2 | | | |
| Volvo | 0,43 | 25 | SsangYong | 0,67 | 8 | | | | Qingqi | 0,28 | 6 | Beta | 0,24 | 2 | | | |
| Suzuki | 0,36 | 21 | Nissan | 0,67 | 8 | | | | Rieju | 0,23 | 5 | Adly | 0,24 | 2 | | | |
| Lancia | 0,36 | 21 | Mazda | 0,59 | 7 | | | | Xinyang | 0,19 | 4 | Zongshen | 0,12 | 1 | | | |
| Alfa Romeo | 0,29 | 17 | Citroën | 0,25 | 3 | | | | Wildlander | 0,19 | 4 | Wildlander | 0,12 | 1 | | | |
| Jaguar | 0,10 | 6 | Porsche | 0,16 | 2 | | | | TGB | 0,19 | 4 | Torrot | 0,12 | 1 | | | |
| SsangYong | 0,06 | 4 | Peugeot | 0,08 | 1 | | | | Sherco | 0,19 | 4 | Suzuki | 0,12 | 1 | | | |
| Lexus | 0,06 | 4 | Lexus | 0,08 | 1 | | | | Samada | 0,19 | 4 | Sumco | 0,12 | 1 | | | |
| Dodge | 0,06 | 4 | | | | | | | MH Motorcycles | 0,19 | 4 | MH Motorcycles | 0,12 | 1 | | | |
| Subaru | 0,05 | 3 | | | | | | | Benelli | 0,19 | 4 | Malaguti | 0,12 | 1 | | | |

MATRICULACIONES POR SEGMENTO Y MARCA
PROVINCIA DE CÓRDOBA
ACUMULADAS DE ENERO A JULIO 2012



| TURISMOS | | | TODO TERRENOS | | | COMERCIALES | | | MOTOCICLETAS | | | CICLOMOTORES | | | TRACTORES | | |
|------------|-------|-------------|---------------|-------|-------------|-------------|-------|-------------|-----------------|-------|-------------|----------------|-------|-------------|-----------------|-------|-------------|
| MARCA | CUOTA | UNDS. VEND. | MARCA | CUOTA | UNDS. VEND. | MARCA | CUOTA | UNDS. VEND. | MARCA | CUOTA | UNDS. VEND. | MARCA | CUOTA | UNDS. VEND. | MARCA | CUOTA | UNDS. VEND. |
| Citroën | 11,91 | 331 | Hyundai | 11,09 | 63 | Renault | 21,90 | 85 | Honda | 16,85 | 147 | Piaggio | 27,89 | 77 | John Deere | 34,43 | 52 |
| Seat | 11,59 | 322 | Ford | 10,21 | 58 | Ford | 17,01 | 66 | Kymco | 12,38 | 108 | Yamaha | 19,20 | 53 | Case | 13,90 | 21 |
| Renault | 9,32 | 259 | Dacia | 9,68 | 55 | Citroën | 13,91 | 54 | Yamaha | 9,40 | 82 | Derbi | 13,40 | 37 | Kubota | 9,27 | 14 |
| Peugeot | 9,11 | 253 | Mitsubishi | 7,39 | 42 | Peugeot | 12,62 | 49 | Suzuki | 9,28 | 81 | Peugeot | 10,14 | 28 | New Holland | 8,60 | 13 |
| Ford | 7,67 | 213 | Volkswagen | 6,51 | 37 | Mercedes | 7,98 | 31 | Daelim | 7,91 | 69 | Keeway | 5,07 | 14 | Fendt | 6,62 | 10 |
| Volkswagen | 7,02 | 195 | Suzuki | 6,16 | 35 | Iveco | 7,98 | 31 | BMW | 5,96 | 52 | Kymco | 3,62 | 10 | Lamborghini | 5,29 | 8 |
| Nissan | 7,02 | 195 | Toyota | 5,98 | 34 | Nissan | 7,73 | 30 | Piaggio | 5,73 | 50 | Aprilia | 2,53 | 7 | Deutz Fahr | 3,97 | 6 |
| Toyota | 6,15 | 171 | Land Rover | 5,98 | 34 | Volkswagen | 5,67 | 22 | Kawasaki | 4,01 | 35 | Rieju | 1,81 | 5 | Landini | 3,31 | 5 |
| Dacia | 4,35 | 121 | Audi | 5,45 | 31 | Opel | 2,06 | 8 | Keeway | 2,98 | 26 | MH Motorcycles | 1,81 | 5 | Valtra | 2,64 | 4 |
| Audi | 3,96 | 110 | Volvo | 4,57 | 26 | Toyota | 1,03 | 4 | Peugeot | 2,52 | 22 | Sym | 1,44 | 4 | Massey Ferguson | 2,64 | 4 |
| Opel | 3,38 | 94 | BMW | 4,40 | 25 | RVI | 0,77 | 3 | MH Motorcycles | 2,29 | 20 | Motogac | 1,44 | 4 | Kioti | 2,64 | 4 |
| Hyundai | 3,20 | 89 | Mercedes | 3,16 | 18 | Fiat | 0,77 | 3 | Aprilia | 2,29 | 20 | Beta | 1,44 | 4 | Claas | 2,64 | 4 |
| Chevrolet | 2,95 | 82 | Mazda | 2,11 | 12 | Mitsubishi | 0,51 | 2 | Sym | 2,17 | 19 | Honda | 1,08 | 3 | Same | 1,98 | 3 |
| Mercedes | 2,84 | 79 | Chevrolet | 2,11 | 12 | | | | Hyosung | 2,06 | 18 | Cpi | 1,08 | 3 | Pasquali | 0,66 | 1 |
| Skoda | 2,23 | 62 | Renault | 1,93 | 11 | | | | KTM | 1,94 | 17 | Aiyumo | 1,08 | 3 | Mac Cormick | 0,66 | 1 |
| BMW | 1,76 | 49 | MINI | 1,93 | 11 | | | | Derbi | 1,60 | 14 | Puch | 0,72 | 2 | Iseki | 0,66 | 1 |
| Mazda | 1,18 | 33 | Kia | 1,76 | 10 | | | | Triumph | 1,49 | 13 | Lifan | 0,72 | 2 | | | |
| Volvo | 1,08 | 30 | Honda | 1,76 | 10 | | | | Rieju | 1,37 | 12 | Generic | 0,72 | 2 | | | |
| Kia | 0,50 | 14 | Skoda | 1,58 | 9 | | | | Ducati | 1,26 | 11 | Znen | 0,36 | 1 | | | |
| Fiat | 0,50 | 14 | Opel | 1,40 | 8 | | | | Gilera | 0,68 | 6 | Xingyue | 0,36 | 1 | | | |
| Honda | 0,43 | 12 | Jeep | 1,23 | 7 | | | | Harley Davidson | 0,57 | 5 | Suzuki | 0,36 | 1 | | | |
| Suzuki | 0,36 | 10 | Nissan | 0,88 | 5 | | | | Lifan | 0,45 | 4 | Sherco | 0,36 | 1 | | | |
| MINI | 0,36 | 10 | Citroën | 0,88 | 5 | | | | Lambretta | 0,34 | 3 | Samada | 0,36 | 1 | | | |
| Alfa Romeo | 0,25 | 7 | Subaru | 0,52 | 3 | | | | Husaberg | 0,34 | 3 | Qingqi | 0,36 | 1 | | | |
| Smart | 0,18 | 5 | SsangYong | 0,52 | 3 | | | | Gas-Gas | 0,34 | 3 | PGO | 0,36 | 1 | | | |
| Jaguar | 0,18 | 5 | Porsche | 0,17 | 1 | | | | Clipic | 0,34 | 3 | Kenrod | 0,36 | 1 | | | |
| Mitsubishi | 0,10 | 3 | Peugeot | 0,17 | 1 | | | | Xingyue | 0,22 | 2 | Jinlun | 0,36 | 1 | | | |
| Lexus | 0,10 | 3 | Lexus | 0,17 | 1 | | | | Victory | 0,22 | 2 | HM | 0,36 | 1 | | | |
| Lancia | 0,10 | 3 | Infiniti | 0,17 | 1 | | | | Sherco | 0,22 | 2 | Gilera | 0,36 | 1 | | | |
| Porsche | 0,07 | 2 | | | | | | | PGO | 0,22 | 2 | CSR | 0,36 | 1 | | | |

MATRICULACIONES POR SEGMENTO Y MARCA
PROVINCIA DE GRANADA
ACUMULADAS DE ENERO A JULIO 2012



| TURISMOS | | | TODO TERRENOS | | | COMERCIALES | | | MOTOCICLETAS | | | CICLOMOTORES | | | TRACTORES | | |
|------------|-------|-------------|---------------|-------|-------------|--------------|-------|-------------|-----------------|-------|-------------|----------------|-------|-------------|-----------------|-------|-------------|
| MARCA | CUOTA | UNDS. VEND. | MARCA | CUOTA | UNDS. VEND. | MARCA | CUOTA | UNDS. VEND. | MARCA | CUOTA | UNDS. VEND. | MARCA | CUOTA | UNDS. VEND. | MARCA | CUOTA | UNDS. VEND. |
| Volkswagen | 11,25 | 434 | Kia | 12,06 | 96 | Peugeot | 19,46 | 94 | Kymco | 17,64 | 297 | Yamaha | 29,11 | 92 | John Deere | 26,01 | 45 |
| Citroën | 10,24 | 395 | Audi | 10,80 | 86 | Renault | 15,32 | 74 | Honda | 16,16 | 272 | Piaggio | 22,78 | 72 | New Holland | 13,29 | 23 |
| Renault | 9,36 | 361 | Volkswagen | 10,17 | 81 | Ford | 14,90 | 72 | Piaggio | 16,10 | 271 | Peugeot | 9,17 | 29 | Kubota | 8,67 | 15 |
| Seat | 9,12 | 352 | Hyundai | 7,91 | 63 | Citroën | 14,07 | 68 | Yamaha | 13,19 | 222 | Derbi | 7,91 | 25 | Deutz Fahr | 7,51 | 13 |
| Peugeot | 8,76 | 338 | Dacia | 6,65 | 53 | Volkswagen | 10,35 | 50 | Suzuki | 4,51 | 76 | Rieju | 5,06 | 16 | Landini | 6,93 | 12 |
| Ford | 7,96 | 307 | Ford | 5,90 | 47 | Nissan | 5,17 | 25 | Peugeot | 3,14 | 53 | Aprilia | 4,74 | 15 | Valtra | 4,62 | 8 |
| Opel | 7,52 | 290 | BMW | 5,02 | 40 | Opel | 4,96 | 24 | Kawasaki | 2,97 | 50 | Beta | 4,43 | 14 | Case | 4,62 | 8 |
| Toyota | 6,01 | 232 | Land Rover | 4,89 | 39 | Mercedes | 4,96 | 24 | KTM | 2,91 | 49 | Beta | 2,21 | 7 | Massey Ferguson | 4,04 | 7 |
| Audi | 3,96 | 153 | Toyota | 4,77 | 38 | Fiat | 4,76 | 23 | Harley Davidson | 2,13 | 36 | Keeway | 1,89 | 6 | Claas | 4,04 | 7 |
| Hyundai | 3,13 | 121 | Suzuki | 4,77 | 38 | Toyota | 2,27 | 11 | BMW | 2,13 | 36 | Suzuki | 1,58 | 5 | Fendt | 3,46 | 6 |
| Nissan | 3,03 | 117 | Mitsubishi | 4,52 | 36 | Iveco | 1,03 | 5 | Aprilia | 1,90 | 32 | MH Motorcycles | 1,58 | 5 | Same | 2,89 | 5 |
| Dacia | 3,03 | 117 | Renault | 2,88 | 23 | Mitsubishi | 0,82 | 4 | Derbi | 1,84 | 31 | Honda | 1,58 | 5 | Lamborghini | 2,89 | 5 |
| Mercedes | 2,74 | 106 | Jeep | 2,88 | 23 | Piaggio | 0,62 | 3 | Triumph | 1,72 | 29 | Jonway | 1,26 | 4 | Antonio Carraro | 2,89 | 5 |
| Chevrolet | 2,41 | 93 | Opel | 2,76 | 22 | Dacia | 0,62 | 3 | Daelim | 1,48 | 25 | Daelim | 1,26 | 4 | Mac Cormick | 2,31 | 4 |
| Kia | 2,38 | 92 | Honda | 2,51 | 20 | RVI | 0,41 | 2 | Sym | 1,42 | 24 | Sym | 0,63 | 2 | Kioti | 1,73 | 3 |
| BMW | 1,53 | 59 | MINI | 2,26 | 18 | Otras Marcas | 0,20 | 1 | Ducati | 1,18 | 20 | Puch | 0,63 | 2 | Ágria | 1,73 | 3 |
| Skoda | 1,34 | 52 | Mercedes | 1,38 | 11 | | | | Keeway | 0,95 | 16 | Lifan | 0,63 | 2 | Tong Yang | 1,15 | 2 |
| Fiat | 1,29 | 50 | Chevrolet | 1,38 | 11 | | | | MH Motorcycles | 0,71 | 12 | Factory Bike | 0,63 | 2 | Zetor | 0,57 | 1 |
| Honda | 0,88 | 34 | Volvo | 1,25 | 10 | | | | Gas-Gas | 0,71 | 12 | Otras Marcas | 0,31 | 1 | Iseki | 0,57 | 1 |
| Alfa Romeo | 0,75 | 29 | Mazda | 1,13 | 9 | | | | Rieju | 0,65 | 11 | | | | | | |
| MINI | 0,72 | 28 | Skoda | 0,75 | 6 | | | | Hyosung | 0,59 | 10 | | | | | | |
| Mazda | 0,51 | 20 | Porsche | 0,75 | 6 | | | | Kenrod | 0,53 | 9 | | | | | | |
| Volvo | 0,38 | 15 | Subaru | 0,50 | 4 | | | | Husaberg | 0,53 | 9 | | | | | | |
| Suzuki | 0,38 | 15 | Nissan | 0,50 | 4 | | | | Clipic | 0,53 | 9 | | | | | | |
| Lancia | 0,36 | 14 | Lexus | 0,50 | 4 | | | | Lifan | 0,41 | 7 | | | | | | |
| Lexus | 0,31 | 12 | SsangYong | 0,37 | 3 | | | | VMOTO | 0,35 | 6 | | | | | | |
| Smart | 0,25 | 10 | Peugeot | 0,37 | 3 | | | | Minelli | 0,35 | 6 | | | | | | |
| Jaguar | 0,12 | 5 | Citroën | 0,25 | 2 | | | | Gilera | 0,29 | 5 | | | | | | |
| Tata | 0,05 | 2 | | | | | | | TGB | 0,23 | 4 | | | | | | |
| Subaru | 0,02 | 1 | | | | | | | Beta | 0,23 | 4 | | | | | | |

MATRICULACIONES POR SEGMENTO Y MARCA
PROVINCIA DE HUELVA
ACUMULADAS DE ENERO A JULIO 2012



| TURISMOS | | | TODO TERRENOS | | | COMERCIALES | | | MOTOCICLETAS | | | CICLOMOTORES | | | TRACTORES | | |
|------------|-------|-------------|---------------|-------|-------------|-------------|-------|-------------|-----------------|-------|-------------|----------------|-------|-------------|-----------------|-------|-------------|
| MARCA | CUOTA | UNDS. VEND. | MARCA | CUOTA | UNDS. VEND. | MARCA | CUOTA | UNDS. VEND. | MARCA | CUOTA | UNDS. VEND. | MARCA | CUOTA | UNDS. VEND. | MARCA | CUOTA | UNDS. VEND. |
| Citroën | 11,97 | 268 | Dacia | 13,11 | 56 | Renault | 20,09 | 44 | Kymco | 20,89 | 75 | Kymco | 32,55 | 28 | John Deere | 34,88 | 45 |
| Peugeot | 11,75 | 263 | Kia | 12,64 | 54 | Volkswagen | 13,24 | 29 | Piaggio | 11,14 | 40 | Piaggio | 18,60 | 16 | Kubota | 29,45 | 38 |
| Seat | 9,65 | 216 | Toyota | 11,47 | 49 | Citroën | 12,78 | 28 | Honda | 10,86 | 39 | Derbi | 13,95 | 12 | New Holland | 19,37 | 25 |
| Renault | 9,15 | 205 | Ford | 7,02 | 30 | Ford | 11,41 | 25 | BMW | 7,79 | 28 | Yamaha | 6,97 | 6 | Case | 4,65 | 6 |
| Ford | 8,89 | 199 | BMW | 6,55 | 28 | Nissan | 9,13 | 20 | KTM | 6,68 | 24 | Daelim | 5,81 | 5 | Landini | 2,32 | 3 |
| Volkswagen | 6,83 | 153 | Land Rover | 6,32 | 27 | Mercedes | 9,13 | 20 | Daelim | 6,40 | 23 | Peugeot | 3,48 | 3 | Agria | 2,32 | 3 |
| Toyota | 6,74 | 151 | Suzuki | 5,62 | 24 | Peugeot | 8,21 | 18 | Yamaha | 5,01 | 18 | Aprilia | 3,48 | 3 | Lamborghini | 1,55 | 2 |
| Nissan | 5,09 | 114 | Audi | 5,62 | 24 | Toyota | 4,10 | 9 | Triumph | 3,34 | 12 | Rieju | 2,32 | 2 | Same | 0,77 | 1 |
| Audi | 4,20 | 94 | Volkswagen | 4,44 | 19 | Iveco | 4,10 | 9 | Kawasaki | 3,34 | 12 | Gilera | 2,32 | 2 | Pasquali | 0,77 | 1 |
| Chevrolet | 4,11 | 92 | Hyundai | 4,44 | 19 | Fiat | 3,19 | 7 | Aprilia | 2,78 | 10 | Beta | 2,32 | 2 | Massey Ferguson | 0,77 | 1 |
| Opel | 3,97 | 89 | Renault | 3,51 | 15 | Opel | 2,28 | 5 | Hyosung | 2,22 | 8 | Wildlander | 1,16 | 1 | Mac Cormick | 0,77 | 1 |
| Skoda | 3,61 | 81 | Mitsubishi | 3,27 | 14 | Isuzu | 1,36 | 3 | Gilera | 2,22 | 8 | TGB | 1,16 | 1 | Fendt | 0,77 | 1 |
| Mercedes | 2,54 | 57 | MINI | 3,04 | 13 | Mitsubishi | 0,45 | 1 | Sym | 1,94 | 7 | Sym | 1,16 | 1 | Deutz Fahr | 0,77 | 1 |
| Hyundai | 2,23 | 50 | Mercedes | 2,34 | 10 | Mahindra | 0,45 | 1 | Rieju | 1,67 | 6 | MH Motorcycles | 1,16 | 1 | Claas | 0,77 | 1 |
| Dacia | 2,14 | 48 | Chevrolet | 2,10 | 9 | | | | Harley Davidson | 1,67 | 6 | Keeway | 1,16 | 1 | | | |
| Kia | 1,51 | 34 | Volvo | 1,87 | 8 | | | | Suzuki | 1,39 | 5 | Honda | 1,16 | 1 | | | |
| Fiat | 1,25 | 28 | SsangYong | 1,63 | 7 | | | | Derbi | 1,39 | 5 | Adly | 1,16 | 1 | | | |
| BMW | 1,25 | 28 | Mazda | 1,17 | 5 | | | | TGB | 1,11 | 4 | | | | | | |
| Honda | 0,84 | 19 | Skoda | 0,70 | 3 | | | | LML | 1,11 | 4 | | | | | | |
| MINI | 0,71 | 16 | Honda | 0,70 | 3 | | | | Gas-Gas | 1,11 | 4 | | | | | | |
| Mazda | 0,49 | 11 | Porsche | 0,46 | 2 | | | | Ducati | 0,83 | 3 | | | | | | |
| Suzuki | 0,26 | 6 | Nissan | 0,46 | 2 | | | | Husqvarna | 0,55 | 2 | | | | | | |
| Jaguar | 0,17 | 4 | Peugeot | 0,23 | 1 | | | | Beta | 0,55 | 2 | | | | | | |
| Alfa Romeo | 0,17 | 4 | Opel | 0,23 | 1 | | | | Sanya | 0,27 | 1 | | | | | | |
| Volvo | 0,08 | 2 | Jeep | 0,23 | 1 | | | | Pioneer | 0,27 | 1 | | | | | | |
| Lancia | 0,08 | 2 | Infiniti | 0,23 | 1 | | | | Peugeot | 0,27 | 1 | | | | | | |
| SsangYong | 0,04 | 1 | Fiat | 0,23 | 1 | | | | MV Agusta | 0,27 | 1 | | | | | | |
| Porsche | 0,04 | 1 | Citroën | 0,23 | 1 | | | | MH Motorcycles | 0,27 | 1 | | | | | | |
| Mitsubishi | 0,04 | 1 | | | | | | | Lifan | 0,27 | 1 | | | | | | |
| Infiniti | 0,04 | 1 | | | | | | | Lambretta | 0,27 | 1 | | | | | | |

MATRICULACIONES POR SEGMENTO Y MARCA
PROVINCIA DE MÁLAGA
ACUMULADAS DE ENERO A



| TURISMOS | | | TODO TERRENOS | | | COMERCIALES | | | MOTOCICLETAS | | | CICLOMOTORES | | | TRACTORES | | |
|------------|-------|-------------|---------------|-------|-------------|--------------|-------|-------------|-----------------|-------|-------------|----------------|-------|-------------|-----------------|-------|-------------|
| MARCA | CUOTA | UNDS. VEND. | MARCA | CUOTA | UNDS. VEND. | MARCA | CUOTA | UNDS. VEND. | MARCA | CUOTA | UNDS. VEND. | MARCA | CUOTA | UNDS. VEND. | MARCA | CUOTA | UNDS. VEND. |
| Nissan | 9,48 | 905 | Audi | 11,87 | 224 | Peugeot | 17,22 | 170 | Honda | 31,24 | 997 | Piaggio | 33,43 | 220 | John Deere | 46,15 | 36 |
| Seat | 9,40 | 897 | Kia | 9,53 | 180 | Fiat | 15,50 | 153 | Yamaha | 12,31 | 393 | Peugeot | 16,41 | 108 | New Holland | 10,25 | 8 |
| Citroën | 8,52 | 813 | Hyundai | 8,63 | 163 | Ford | 13,47 | 133 | Kymco | 11,15 | 356 | Yamaha | 15,95 | 105 | Antonio Carraro | 8,97 | 7 |
| Peugeot | 8,50 | 811 | Land Rover | 7,20 | 136 | Renault | 11,55 | 114 | Piaggio | 8,42 | 269 | Derbi | 5,62 | 37 | Fendt | 7,69 | 6 |
| Opel | 7,40 | 706 | Volkswagen | 6,99 | 132 | Citroën | 9,32 | 92 | Suzuki | 5,76 | 184 | Kymco | 4,25 | 28 | Case | 7,69 | 6 |
| Ford | 7,01 | 669 | Dacia | 6,78 | 128 | Volkswagen | 7,90 | 78 | Peugeot | 5,20 | 166 | Sym | 3,79 | 25 | Kubota | 5,12 | 4 |
| Volkswagen | 6,97 | 665 | BMW | 6,78 | 128 | Nissan | 6,68 | 66 | BMW | 3,94 | 126 | Keeway | 3,34 | 22 | Deutz Fahr | 5,12 | 4 |
| Toyota | 6,89 | 658 | Ford | 6,51 | 123 | Mercedes | 5,77 | 57 | KTM | 3,10 | 99 | Honda | 2,58 | 17 | Claas | 3,84 | 3 |
| Renault | 6,21 | 593 | Mitsubishi | 4,45 | 84 | Opel | 5,36 | 53 | Sym | 2,78 | 89 | Rieju | 2,43 | 16 | Pasquali | 1,28 | 1 |
| Audi | 4,56 | 435 | Suzuki | 3,70 | 70 | Iveco | 4,86 | 48 | Kawasaki | 1,66 | 53 | Aprilia | 2,12 | 14 | Massey Ferguson | 1,28 | 1 |
| Fiat | 3,75 | 358 | MINI | 3,60 | 68 | Toyota | 1,11 | 11 | Harley Davidson | 1,44 | 46 | Malaguti | 1,51 | 10 | Landini | 1,28 | 1 |
| Chevrolet | 3,44 | 329 | Chevrolet | 3,39 | 64 | RVI | 0,30 | 3 | Aprilia | 1,37 | 44 | Lifan | 1,36 | 9 | Kioti | 1,28 | 1 |
| Hyundai | 2,94 | 281 | Toyota | 3,23 | 61 | Seat | 0,20 | 2 | Keeway | 1,22 | 39 | Motogac | 0,75 | 5 | | | |
| Mercedes | 2,43 | 232 | Porsche | 3,02 | 57 | Mitsubishi | 0,20 | 2 | Triumph | 1,15 | 37 | Generic | 0,60 | 4 | | | |
| Skoda | 2,24 | 214 | Honda | 2,43 | 46 | Land Rover | 0,20 | 2 | Rieju | 0,97 | 31 | Emo | 0,60 | 4 | | | |
| BMW | 2,13 | 204 | Mercedes | 2,17 | 41 | Otras Marcas | 0,10 | 1 | Ducati | 0,90 | 29 | Gilera | 0,45 | 3 | | | |
| Dacia | 1,85 | 177 | Opel | 1,96 | 37 | Tata | 0,10 | 1 | Derbi | 0,65 | 21 | TGB | 0,30 | 2 | | | |
| Kia | 1,63 | 156 | Renault | 1,90 | 36 | Isuzu | 0,10 | 1 | Daelim | 0,65 | 21 | Tomberlin | 0,30 | 2 | | | |
| MINI | 0,92 | 88 | Mazda | 1,16 | 22 | | | | Kenrod | 0,59 | 19 | MH Motorcycles | 0,30 | 2 | | | |
| Honda | 0,74 | 71 | Volvo | 0,90 | 17 | | | | Sumo | 0,37 | 12 | Kenrod | 0,30 | 2 | | | |
| Mazda | 0,54 | 52 | Skoda | 0,84 | 16 | | | | Sherco | 0,37 | 12 | Benelli | 0,30 | 2 | | | |
| Porsche | 0,34 | 33 | Nissan | 0,58 | 11 | | | | Husqvarna | 0,34 | 11 | Baotian | 0,30 | 2 | | | |
| Alfa Romeo | 0,33 | 32 | SsangYong | 0,47 | 9 | | | | Hyosung | 0,25 | 8 | Adly | 0,30 | 2 | | | |
| Smart | 0,30 | 29 | Jeep | 0,47 | 9 | | | | Husaberg | 0,25 | 8 | Otras Marcas | 0,15 | 1 | | | |
| Suzuki | 0,28 | 27 | Citroën | 0,42 | 8 | | | | TGB | 0,21 | 7 | Zongshen | 0,15 | 1 | | | |
| Lexus | 0,25 | 24 | Subaru | 0,26 | 5 | | | | Qingqi | 0,21 | 7 | Yiyiing | 0,15 | 1 | | | |
| Volvo | 0,24 | 23 | Infiniti | 0,21 | 4 | | | | MH Motorcycles | 0,21 | 7 | Yadea | 0,15 | 1 | | | |
| Jaguar | 0,15 | 15 | Fiat | 0,21 | 4 | | | | Gilera | 0,21 | 7 | Wildlander | 0,15 | 1 | | | |
| Lancia | 0,12 | 12 | Peugeot | 0,15 | 3 | | | | Mx Onda | 0,18 | 6 | Vikers | 0,15 | 1 | | | |
| Ferrari | 0,11 | 11 | Lexus | 0,05 | 1 | | | | Lyngyun | 0,18 | 6 | Suzuki | 0,15 | 1 | | | |

MATRICULACIONES POR SEGMENTO Y MARCA
PROVINCIA DE SEVILLA
ACUMULADAS DE ENERO A



| TURISMOS | | | TODO TERRENOS | | | COMERCIALES | | | MOTOCICLETAS | | | CICLOMOTORES | | | TRACTORES | | |
|------------|-------|-------------|---------------|-------|-------------|--------------|-------|-------------|-----------------|-------|-------------|----------------|-------|-------------|-----------------|-------|-------------|
| MARCA | CUOTA | UNDS. VEND. | MARCA | CUOTA | UNDS. VEND. | MARCA | CUOTA | UNDS. VEND. | MARCA | CUOTA | UNDS. VEND. | MARCA | CUOTA | UNDS. VEND. | MARCA | CUOTA | UNDS. VEND. |
| Citroën | 10,64 | 953 | Kia | 18,72 | 333 | Renault | 14,63 | 119 | Piaggio | 15,67 | 354 | Piaggio | 42,25 | 229 | John Deere | 48,97 | 96 |
| Seat | 10,31 | 923 | Dacia | 10,40 | 185 | Citroën | 13,89 | 113 | Yamaha | 14,60 | 330 | Yamaha | 15,12 | 82 | Kubota | 14,79 | 29 |
| Toyota | 7,78 | 697 | Audi | 8,60 | 153 | Volkswagen | 12,66 | 103 | Honda | 12,66 | 286 | Peugeot | 8,67 | 47 | New Holland | 13,77 | 27 |
| Volkswagen | 7,75 | 694 | Hyundai | 8,32 | 148 | Ford | 11,31 | 92 | Kymco | 11,77 | 266 | Derbi | 6,45 | 35 | Case | 6,63 | 13 |
| Ford | 6,98 | 625 | Volkswagen | 8,09 | 144 | Fiat | 10,45 | 85 | Suzuki | 7,08 | 160 | Kymco | 4,61 | 25 | Landini | 4,59 | 9 |
| Peugeot | 6,97 | 624 | Land Rover | 5,84 | 104 | Peugeot | 10,20 | 83 | BMW | 5,93 | 134 | Aprilia | 3,50 | 19 | Massey Ferguson | 3,06 | 6 |
| Renault | 6,65 | 596 | BMW | 5,06 | 90 | Nissan | 9,22 | 75 | Sym | 4,38 | 99 | Beta | 2,21 | 12 | Claas | 2,55 | 5 |
| Nissan | 6,15 | 551 | Ford | 4,94 | 88 | Mercedes | 8,11 | 66 | Peugeot | 3,98 | 90 | Sym | 2,02 | 11 | Valtra | 1,53 | 3 |
| Skoda | 5,89 | 528 | Toyota | 4,83 | 86 | Iveco | 3,69 | 30 | Kawasaki | 3,80 | 86 | Honda | 2,02 | 11 | Deutz Fahr | 1,53 | 3 |
| Opel | 4,95 | 444 | Mitsubishi | 3,09 | 55 | Toyota | 2,82 | 23 | Daelim | 3,05 | 69 | Rieju | 1,66 | 9 | Pasquali | 1,02 | 2 |
| Chevrolet | 4,30 | 385 | Chevrolet | 3,09 | 55 | Opel | 1,96 | 16 | Aprilia | 1,94 | 44 | Xingyue | 1,10 | 6 | Same | 0,51 | 1 |
| Audi | 3,71 | 333 | Suzuki | 2,86 | 51 | Isuzu | 0,24 | 2 | Hyosung | 1,54 | 35 | Suzuki | 1,10 | 6 | Lamborghini | 0,51 | 1 |
| Fiat | 3,02 | 271 | MINI | 2,81 | 50 | Dacia | 0,24 | 2 | Triumph | 1,50 | 34 | Lifan | 1,10 | 6 | Fendt | 0,51 | 1 |
| Hyundai | 2,94 | 264 | Renault | 1,96 | 35 | Otras Marcas | 0,12 | 1 | KTM | 1,37 | 31 | Keeway | 1,10 | 6 | | | |
| Mercedes | 2,63 | 236 | Mercedes | 1,63 | 29 | RVI | 0,12 | 1 | Ducati | 1,32 | 30 | Daelim | 1,10 | 6 | | | |
| Dacia | 2,31 | 207 | Honda | 1,34 | 24 | Mitsubishi | 0,12 | 1 | Harley Davidson | 1,28 | 29 | Puch | 0,73 | 4 | | | |
| Kia | 1,73 | 155 | Volvo | 1,23 | 22 | Mahindra | 0,12 | 1 | Rieju | 0,70 | 16 | MH Motorcycles | 0,55 | 3 | | | |
| BMW | 1,22 | 110 | Skoda | 1,06 | 19 | | | | Keeway | 0,70 | 16 | Zongshen | 0,36 | 2 | | | |
| MINI | 0,63 | 57 | Jeep | 1,01 | 18 | | | | Gilera | 0,70 | 16 | Yiyong | 0,36 | 2 | | | |
| Alfa Romeo | 0,58 | 52 | Opel | 0,89 | 16 | | | | Derbi | 0,70 | 16 | Vikers | 0,36 | 2 | | | |
| Mazda | 0,37 | 34 | SsangYong | 0,67 | 12 | | | | MH Motorcycles | 0,53 | 12 | Motogac | 0,36 | 2 | | | |
| Lancia | 0,36 | 33 | Nissan | 0,67 | 12 | | | | TGB | 0,44 | 10 | Kenrod | 0,36 | 2 | | | |
| Volvo | 0,34 | 31 | Mazda | 0,67 | 12 | | | | Zero | 0,35 | 8 | Guzzi | 0,36 | 2 | | | |
| Suzuki | 0,33 | 30 | Subaru | 0,61 | 11 | | | | LML | 0,35 | 8 | Gilera | 0,36 | 2 | | | |
| Lexus | 0,31 | 28 | Porsche | 0,56 | 10 | | | | Kenrod | 0,35 | 8 | Generic | 0,36 | 2 | | | |
| Smart | 0,26 | 24 | Lexus | 0,33 | 6 | | | | Xingyue | 0,30 | 7 | Aiyumo | 0,36 | 2 | | | |
| Tata | 0,22 | 20 | Infiniti | 0,33 | 6 | | | | Leonart | 0,22 | 5 | TGB | 0,18 | 1 | | | |
| Honda | 0,18 | 17 | Citroën | 0,16 | 3 | | | | Sincro | 0,17 | 4 | Sincro | 0,18 | 1 | | | |
| Jaguar | 0,10 | 9 | Peugeot | 0,05 | 1 | | | | Husqvarna | 0,17 | 4 | PGO | 0,18 | 1 | | | |
| Mitsubishi | 0,06 | 6 | | | | | | | Gas-Gas | 0,17 | 4 | Metalco Motor | 0,18 | 1 | | | |